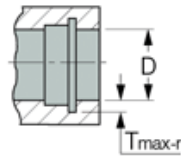
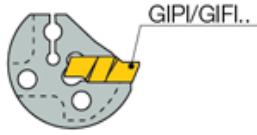
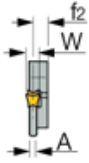


**GAIR/L** : Internal grooving and turning adapters for GIPI, GIFI and GIMIY inserts.



**GAIR/L 32-... & GAIR/L 40-...**



Designation	D min	W min	W max	Tmax-r	f2	A
GAIL 32-2	32	1.5	2.1	3	3.8	1.2
GAIR 32-2	32	1.5	2.1	3	3.8	1.2
GAIL 32-3	32	2.1	3	3	4.1	1.8
GAIR 32-3	32	2.1	3	3	4.1	1.8
GAIL 32-4	32	3	4.5	5	4.5	2.5
GAIR 32-4	32	3	4.5	5	4.5	2.5
GAIL 32-5	32	4.5	6.4	5	5.2	4
GAIR 32-5	32	4.5	6.4	5	5.2	4
GAIL 40-2	40	1.5	2.1	3	3.8	1.2
GAIR 40-2	40	1.5	2.1	3	3.8	1.2
GAIL 40-3	40	2.1	3	4	4.1	1.8
GAIR 40-3	40	2.1	3	4	4.1	1.8
GAIL 40-4	40	3	4.5	7	4.5	2.5
GAIR 40-4	40	3	4.5	7	4.5	2.5
GAIL 40-5	40	4.5	6.4	7	5.2	4
GAIR 40-5	40	4.5	6.4	7	5.2	4

For using TIPI insert, toolholder seat needs to be modified according to insert profile, to ensure clearance.