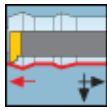
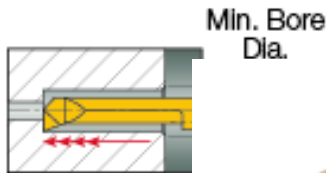
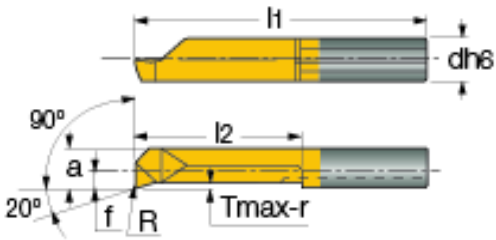


PICCO R/L 090 : Inserts for internal turning and profiling, Dmin 2.8mm.



| Designation | d | f | a | l1 | l2 | R?.05 | Tmax | D min | Grade |
|------------------|---|-----|-----|----|----|-------|------|-------|-------|
| PICCO R 090.3-10 | 4 | 0.6 | 2.6 | 24 | 9 | 0.1 | 0.2 | 2.8 | IC228 |
| PICCO L 090.3-10 | 4 | 0.6 | 2.6 | 24 | 9 | 0.1 | 0.2 | 2.8 | IC228 |
| PICCO R 090.3-16 | 4 | 0.6 | 2.6 | 30 | 15 | 0.1 | 0.2 | 2.8 | IC228 |
| PICCO L 090.3-16 | 4 | 0.6 | 2.6 | 30 | 15 | 0.1 | 0.2 | 2.8 | IC228 |
| PICCO R 090.4-10 | 4 | 1.5 | 3.5 | 24 | 9 | 0.1 | 0.3 | 4 | IC228 |
| PICCO L 090.4-10 | 4 | 1.5 | 3.5 | 24 | 9 | 0.1 | 0.3 | 4 | IC228 |
| PICCO R 090.4-16 | 4 | 1.5 | 3.5 | 30 | 15 | 0.1 | 0.3 | 4 | IC228 |
| PICCO L 090.4-16 | 4 | 1.5 | 3.5 | 30 | 15 | 0.1 | 0.3 | 4 | IC228 |
| PICCO R 090.5-10 | 5 | 1.9 | 4.4 | 25 | 9 | 0.15 | 0.5 | 5 | IC228 |
| PICCO L 090.5-10 | 5 | 1.9 | 4.4 | 25 | 9 | 0.15 | 0.5 | 5 | IC228 |
| PICCO R 090.5-15 | 5 | 1.9 | 4.4 | 30 | 14 | 0.15 | 0.5 | 5 | IC228 |
| PICCO L 090.5-15 | 5 | 1.9 | 4.4 | 30 | 14 | 0.15 | 0.5 | 5 | IC228 |
| PICCO R 090.5-20 | 5 | 1.9 | 4.4 | 35 | 19 | 0.15 | 0.5 | 5 | IC228 |
| PICCO L 090.5-20 | 5 | 1.9 | 4.4 | 35 | 19 | 0.15 | 0.5 | 5 | IC228 |

