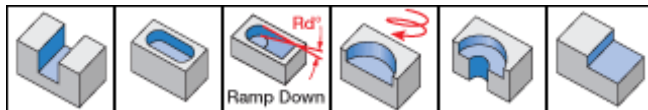
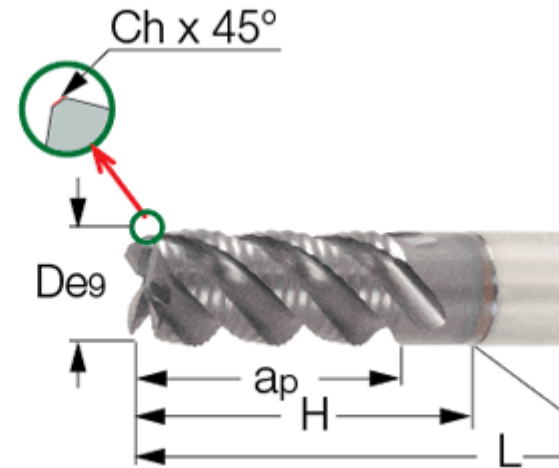
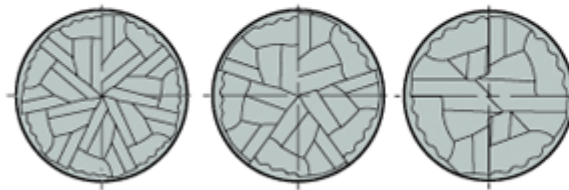




ECR-B-L : 4-7 flute 45°helix, long reach (3xd) solid carbide roughing endmills. Used for high stock removal rates.



Designation	D	d	ap	H	L	Flute	Ha?/b>	Rd?/b>	Shank	Ch	fz(min)	fz(max)	Grade
ECR-B4L 06-12/18C06-57	6.00	6.00	12.00	18.00	57.00	4	45.0	5.0	C	0.25	0.03	0.06	IC900
ECR-B4L 06-12/18W06-57	6.00	6.00	12.00	18.00	57.00	4	45.0	5.0	W	0.25	0.03	0.06	IC300
ECR-B4L 06-12/18W06-57 90	6.00	6.00	12.00	18.00	57.00	4	45.0	5.0	W	0.25	0.03	0.06	IC900
ECR-B4L 08-16/24C08-63	8.00	8.00	16.00	24.00	63.00	4	45.0	5.0	C	0.25	0.03	0.08	IC900
ECR-B4L 08-16/24W08-63	8.00	8.00	16.00	24.00	63.00	4	45.0	5.0	W	0.25	0.03	0.08	IC300
ECR-B4L 08-16/24W08-63 90	8.00	8.00	16.00	24.00	63.00	4	45.0	5.0	W	0.25	0.03	0.08	IC900
ECR-B4L 10-20/30C10-72	10.00	10.00	20.00	30.00	72.00	4	45.0	5.0	C	0.30	0.03	0.09	IC900
ECR-B4L 10-20/30W10-72 30	10.00	10.00	20.00	30.00	72.00	4	45.0	5.0	W	0.30	0.03	0.09	IC300
ECR-B4L 10-20/30W10-72 90	10.00	10.00	20.00	30.00	72.00	4	45.0	5.0	W	0.30	0.03	0.09	IC900
ECR-B4L 12-24/36C12-83	12.00	12.00	24.00	36.00	83.00	4	45.0	5.0	C	0.35	0.04	0.10	IC900
ECR-B4L 12-24/36W12-83	12.00	12.00	24.00	36.00	83.00	4	45.0	5.0	W	0.35	0.04	0.10	IC900
ECR-B5L 16-32/48C16-100	16.00	16.00	32.00	48.00	100.00	5	45.0	5.0	C	0.40	0.05	0.11	IC900
ECR-B5L 16-32/48W16-100	16.00	16.00	32.00	48.00	100.00	5	45.0	5.0	W	0.40	0.05	0.11	IC900
ECR-B7L 20-40/60C20-110	20.00	20.00	40.00	60.00	110.00	7	45.0	5.0	C	0.40	0.05	0.11	IC900
ECR-B7L 20-40/60W20-110	20.00	20.00	40.00	60.00	110.00	7	45.0	5.0	W	0.40	0.05	0.11	IC900

First choice in roughing applications.